

A nighttime photograph of a modern bridge with a series of arches, illuminated with blue and white lights. In the background, a Ferris wheel is brightly lit with green lights. The entire scene is reflected in the calm water in the foreground.

# INVESTOR PRESENTATION

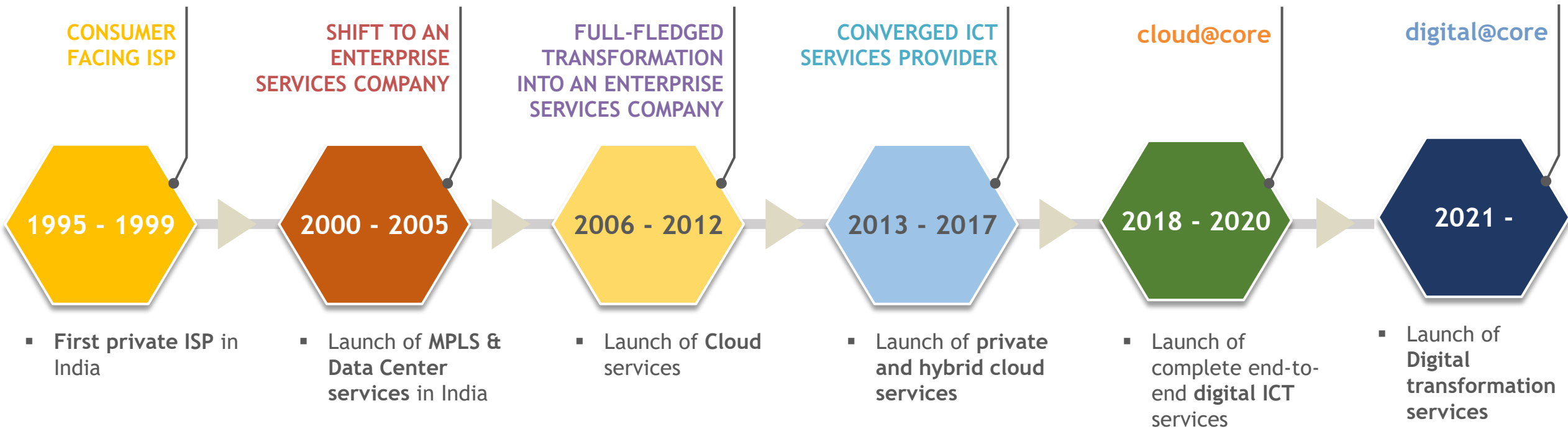
## Q3 UPDATE 2022-23



An aerial night photograph of a city. In the foreground, a racetrack with multiple lanes is visible, showing light trails from cars. The track is surrounded by trees and a grassy hillside. In the background, a dense urban area is illuminated by city lights, with a large body of water visible on the right side. The word "PAST" is overlaid in the center of the image.

PAST

# SIFY'S JOURNEY: 25 YEARS OF TRANSFORMATION







PRESENT

## FINANCIAL METRICS - Q3 & 9 MONTHS ENDED



In \$ MN in constant currency 1 USD @ INR **82.7862** (December 31, 2022)  
(Unaudited)

## FINANCIAL METRICS - LAST 5 YEARS



REVENUE

**7%**

CAGR

---

**USD  
356 Mil**

EBITDA

**21%**

CAGR

---

**USD  
80 Mil**

PAT

**8%**

CAGR

---

**USD  
17 Mil**

CAPEX

**96%**

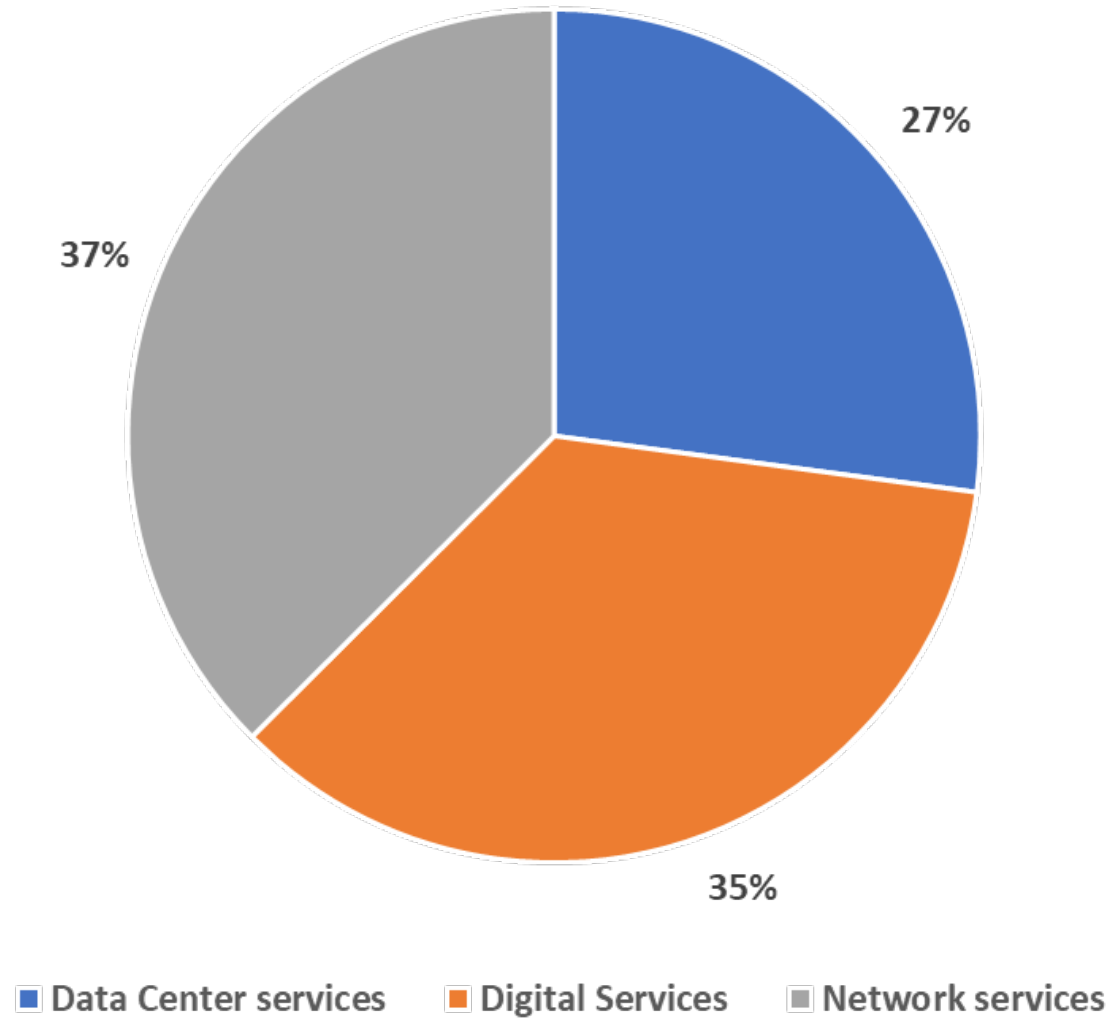
YoY

---

**USD  
97 Mil**

In \$ MN in constant currency 1 USD @ INR **75.81** (March 31, 2022) (Audited)

## REVENUE SHARE - 3 BUSINESSES FOR THE QUARTER





# INFRASTRUCTURE & SERVICES ADVANTAGE



11 Pan-India DCs  
with >100 MW  
capacity


On track to add  
200 MW in next  
4 years



Hosting for  
hyperscale  
operators

Largest MPLS  
network (by  
connections)

3100+ PoPs  
across 1630  
towns in India



Platform to move  
content to “edge”

834 fiber nodes and  
1880 wireless base  
stations

“Cloud Connect”  
data superhighway

53 on-net data  
centers



Cost-effective terabit  
network scale

Interconnect Public  
and Private clouds

Enterprise and  
Hybrid Multi  
Cloud

Enterprise Cloud  
grid fabric



Public / Private /  
Hybrid Clouds

Cost effective and  
pay-as-you-go  
model

Applications and  
solutions Integrate  
& Modernization



Enables  
Digital  
Transformation  
initiatives

Remote  
Operations  
Centers  
NOC, SOC,  
managed services



Global and  
domestic IT  
outsourcing  
Supports outcome-  
based services  
model



Aligned to our customer's transformational pursuit



## CLOUD ENABLING

- Cloud DC
- Hyper reach/Hyper scale transport  
Oracle FastConnect | ExpressRoute |  
DirectConnect | Partner Interconnect
- Software Defined Network services
- Cloud build  
Private | Hyperconverged | Enterprise
- Security services for cloud
- Migration and Implementation  
services



## CLOUD INSPIRED

- Sify CloudInfinitt
- Hosted SAP/S4HANA Cloud
- Managed wireless network
- UC on Cloud



## CLOUD PURE


- AWS Cloud services
- Azure Cloud services
- Oracle Cloud services
- Multi Cloud Management platform
- Multi Cloud Managed services



## CLOUD ENHANCED

- Digital SCM (ForumNXT, SFFNxt)
- Digital Learning (Livewire LMS)
- Digital Assessment (iTest)
- Digital trust (Safescrypt)
- Digital Innovation (App  
modernization, Analytics, AI/ML,  
DevOps)
- Enterprise Mobility
- Industry solution-as-a-service

# OUR DC FOOTPRINT: 11 DATA CENTERS STRONG

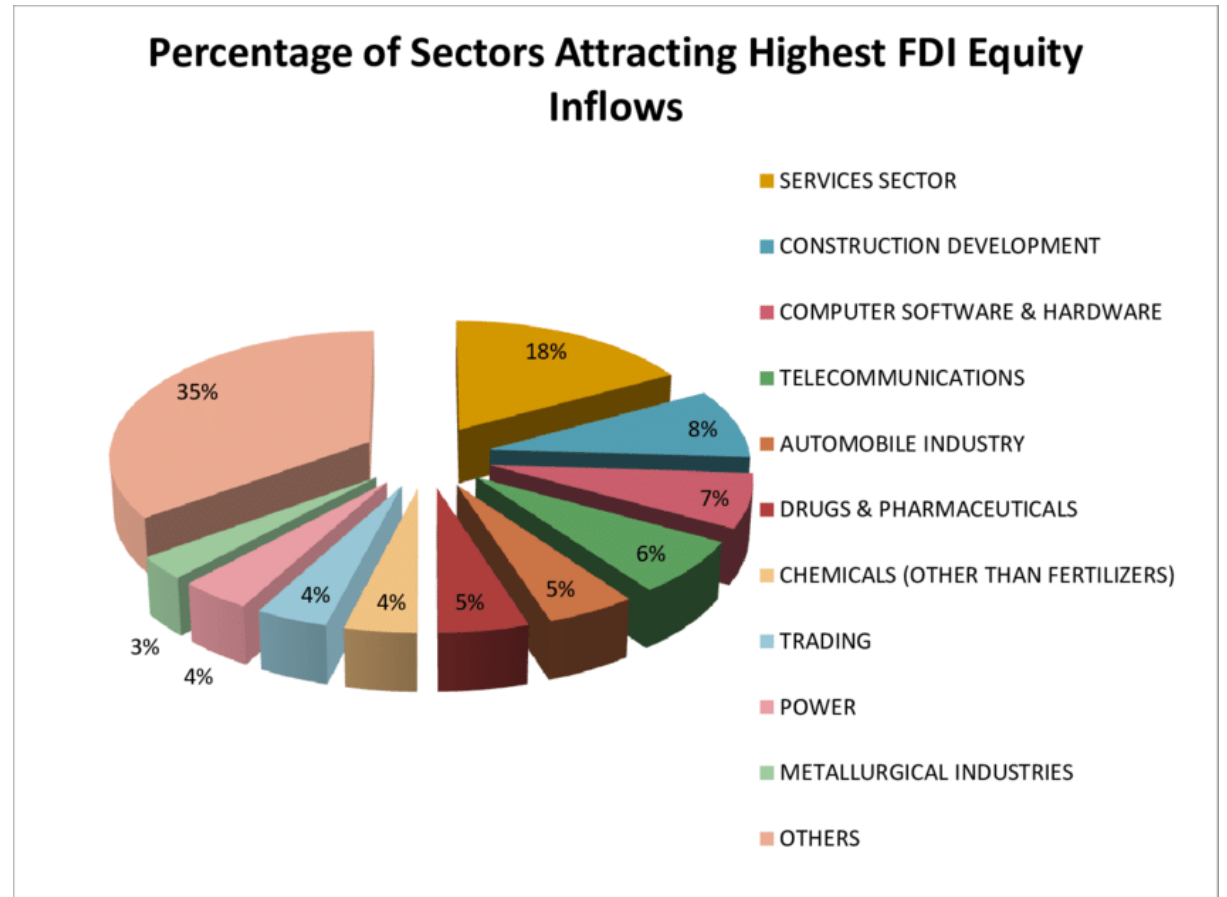
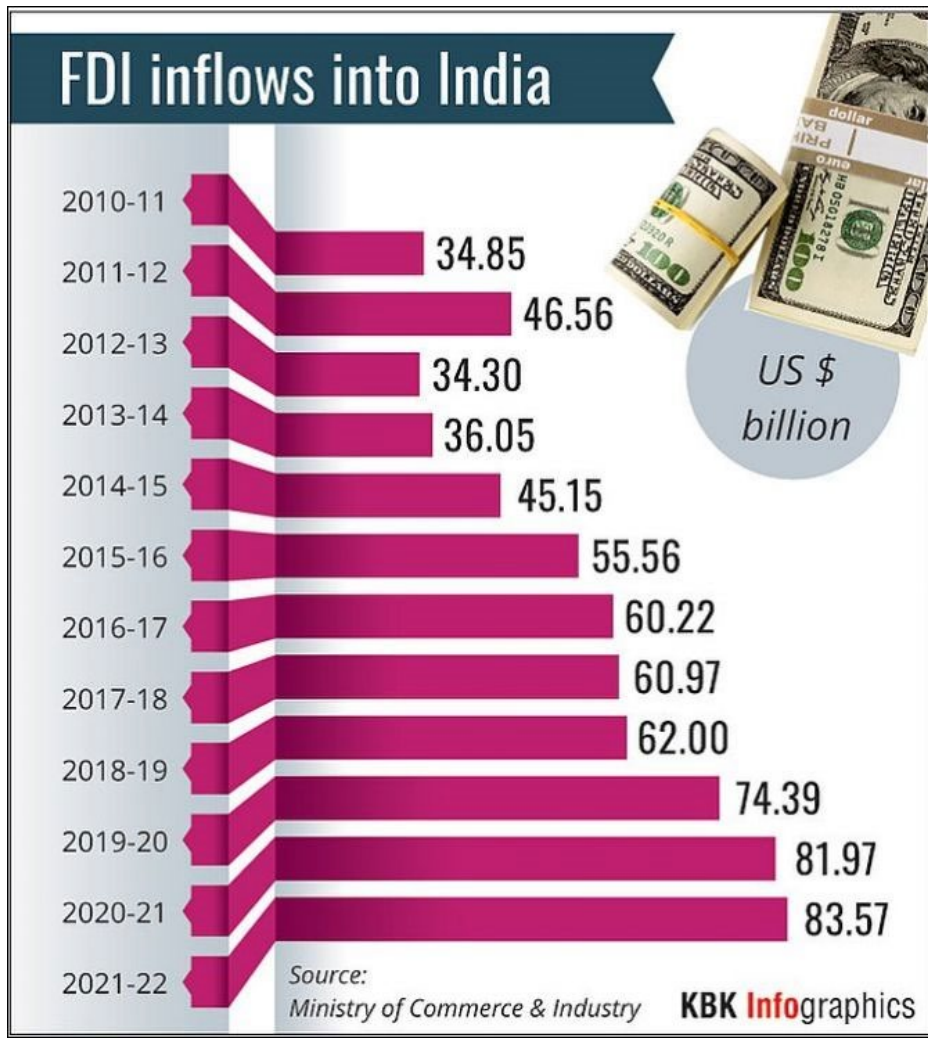


# FUTURE





# INDIA'S EQUITY MARKET **GROWTH & SECTORS**



# THE **STARTUP** REVOLUTION

## OF THE 100 INDIAN UNICORNS, 60 JOINED THE CLUB IN THE LAST 16 MONTHS

■ Number of startups that became unicorns



Note: Data for 2022 till May 3, 2022; Source: Tracxn



BusinessToday.In

## FUNDING TRENDS IN INDIA TECH

- ➔ Tech companies raise **\$8.4 billion** in Q1, 2022, a **22% YoY** growth, across **470** funding rounds
- ➔ **Since 2010**, Tech companies in India have raised over **\$127.9 billion** in equity funding



### BT UNICORN TRACKER

- ➔ India saw 10 companies joining unicorn club in Q1
- ➔ Globally, India ranks 4th (96) in overall Unicorns created

#### Top 5 countries



### Q1, 2022 MINTED 10 UNICORNS



Source: Tracxn

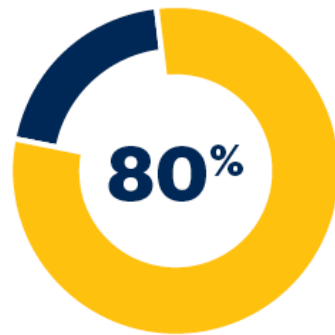
# THE DRIVERS - ENTERPRISE SHIFT & EDGE DC

## Enterprises That Will Close Their Traditional Data Centers

Percentages of Respondents



Today

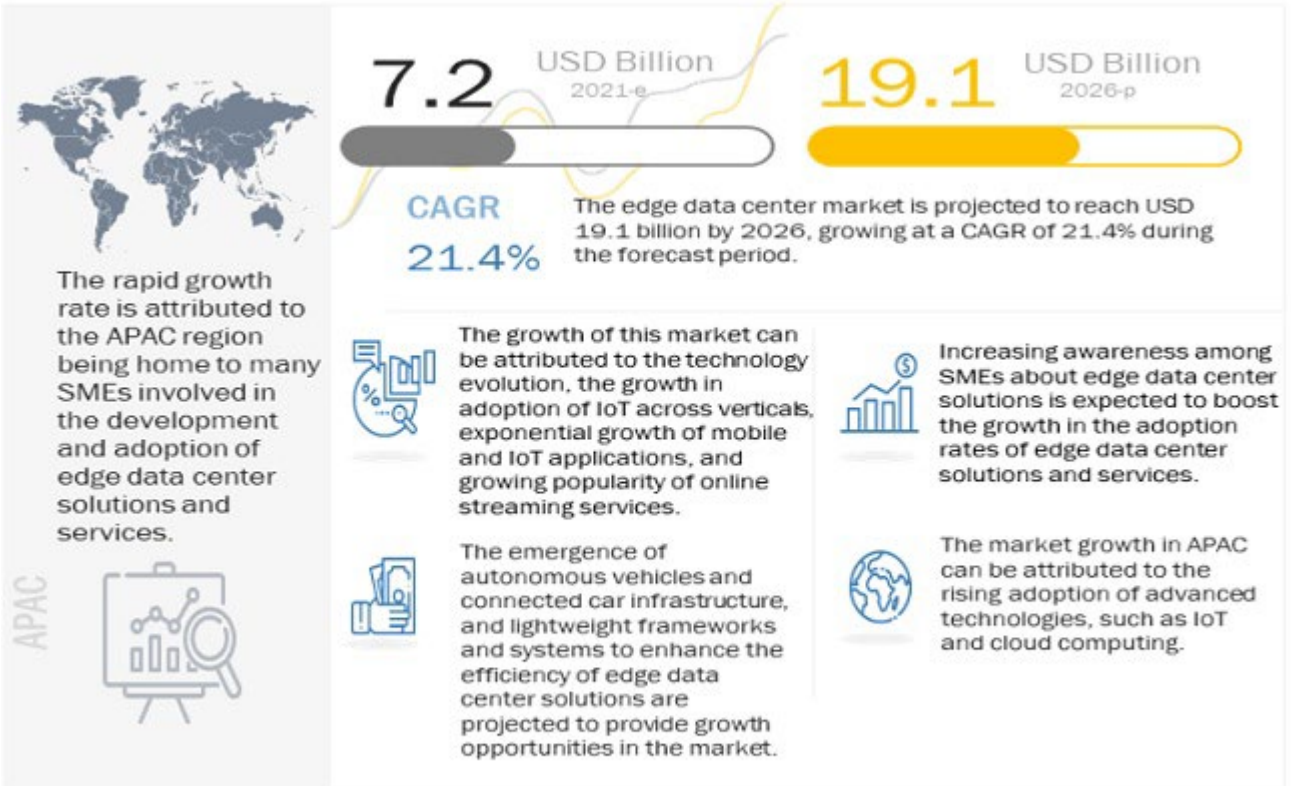


2025

Source: Gartner (February 2019)  
© 2019 Gartner, Inc. All rights reserved. PR\_052\_634737

Gartner

## Attractive Opportunities in Edge Data Center Market



© 2009 - 2020 MarketsandMarkets Research Private Ltd. All rights reserved



# 5G - FUELING THE FUTURE

## Mobile Data Traffic

In Exabytes per month, Global, 2017 and 2023



SOURCE: Ericsson Mobility Report



BusinessToday.In

## THE 5G WAVE: HERE'S HOW INDIA STANDS

IN THE NEXT FIVE YEARS:




India is predicted to have **over 500 million** 5G subscribers



5G will account for **roughly 40%** of all mobile subscriptions in the country

AVERAGE DATA TRAFFIC PER SMARTPHONE:

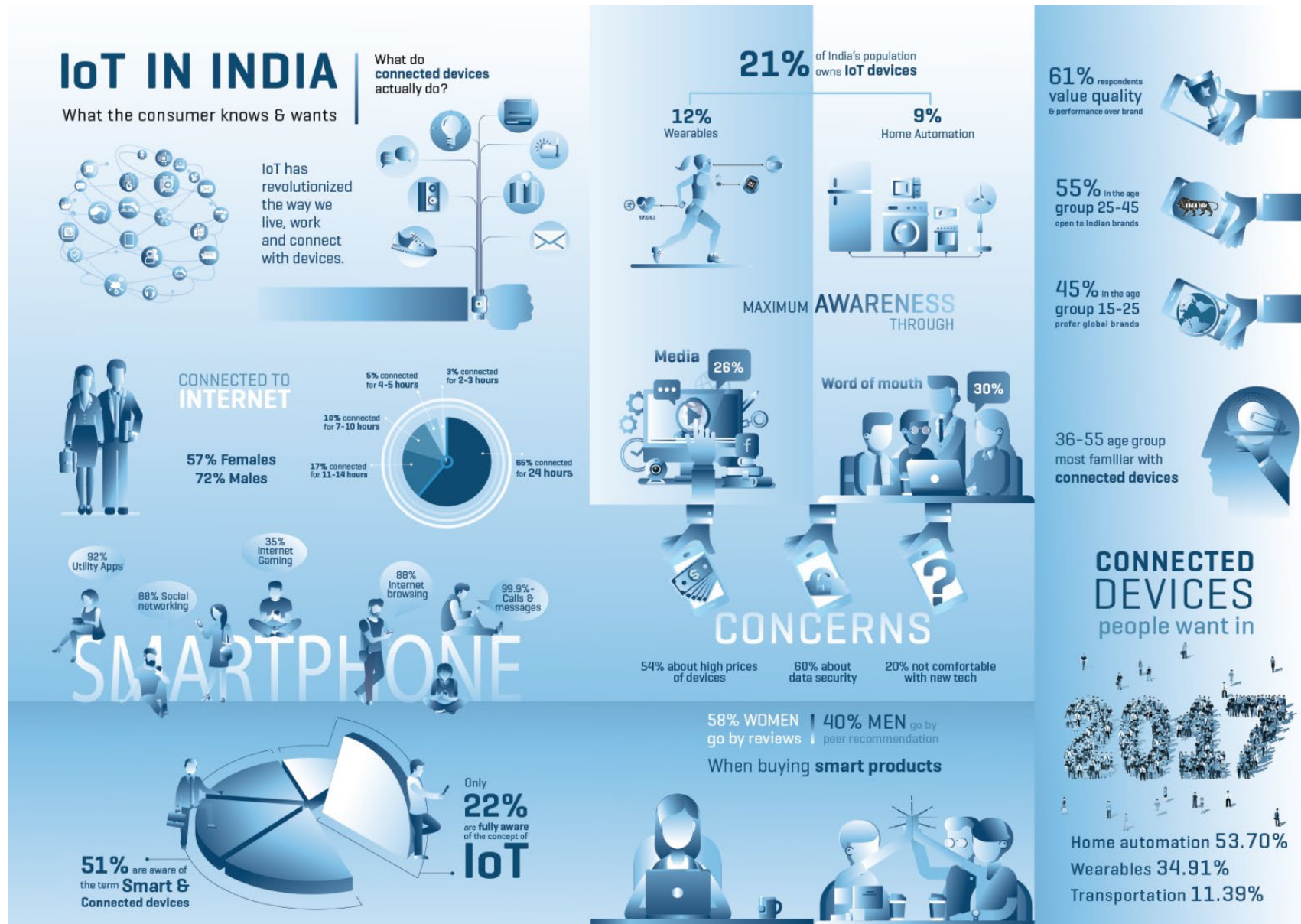


4G SUBSCRIPTIONS IN THE COUNTRY:



Source: Ericsson Mobility Report

# INDIA'S EVOLVING **INTERNET OF THINGS (IOT)** LANDSCAPE





*Next step*

**digital@core**

# Thank you

