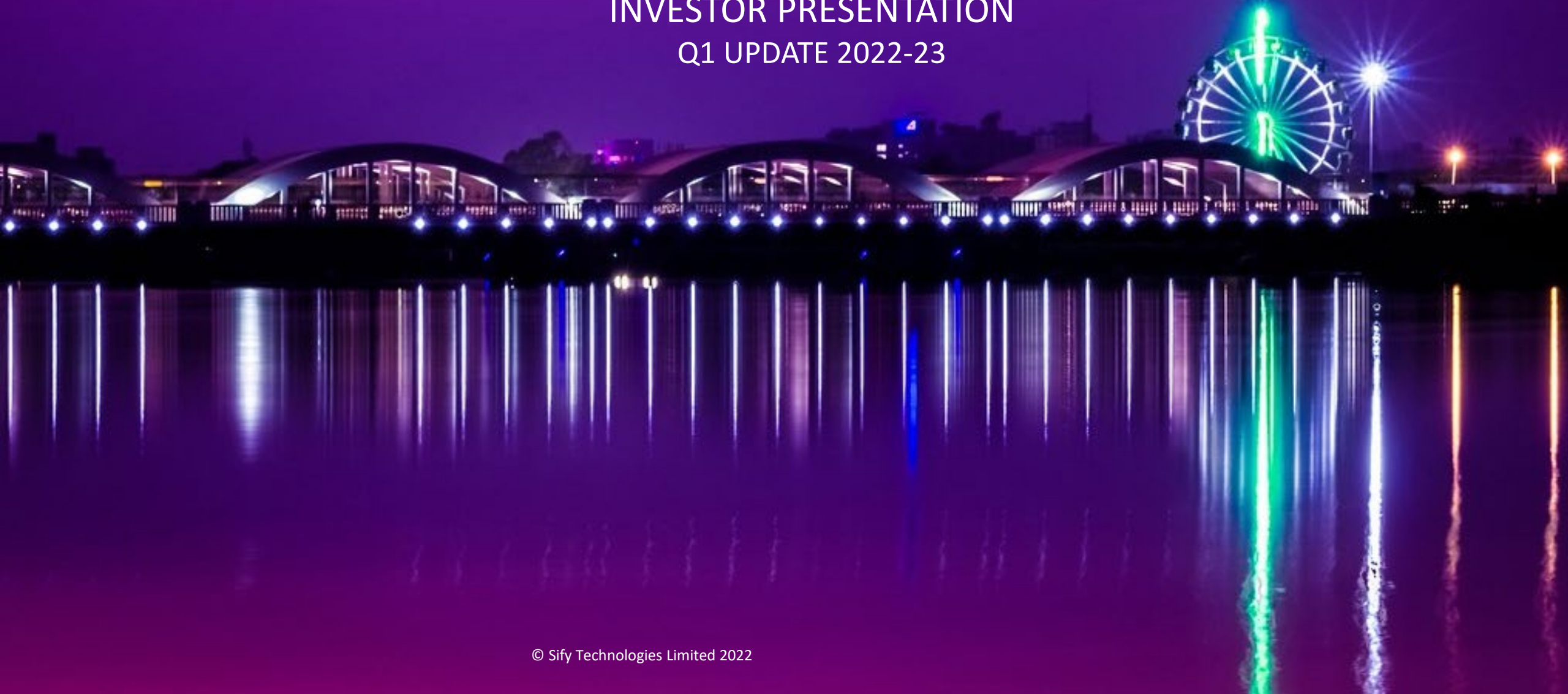


INVESTOR PRESENTATION

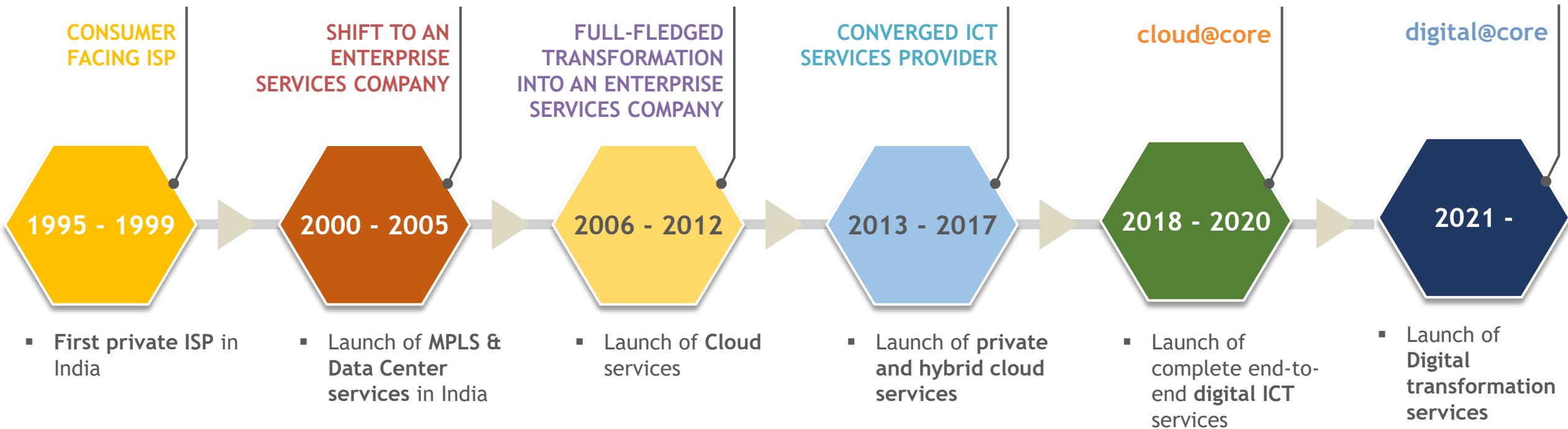
Q1 UPDATE 2022-23



An aerial night photograph of a city. In the foreground, a racetrack with multiple lanes is visible, showing light trails from cars. The track is surrounded by trees and a low wall. In the background, a dense urban area is illuminated by city lights, with hills visible in the distance.

PAST

SIFY'S JOURNEY: 25 YEARS OF TRANSFORMATION





PRESENT

FINANCIAL METRICS - Q1 - LAST 5 YEARS



REVENUE

13%

CAGR

**USD
98 Mil**

EBITDA

20%

CAGR

**USD
19 Mil**

PAT

8%

CAGR

**USD
3 Mil**

CAPEX

133%

YoY

**USD
28 Mil**

FINANCIAL METRICS - LAST 5 YEARS



REVENUE

7%

CAGR

**USD
356 Mil**

EBITDA

21%

CAGR

**USD
80 Mil**

PAT

8%

CAGR

**USD
17 Mil**

CAPEX

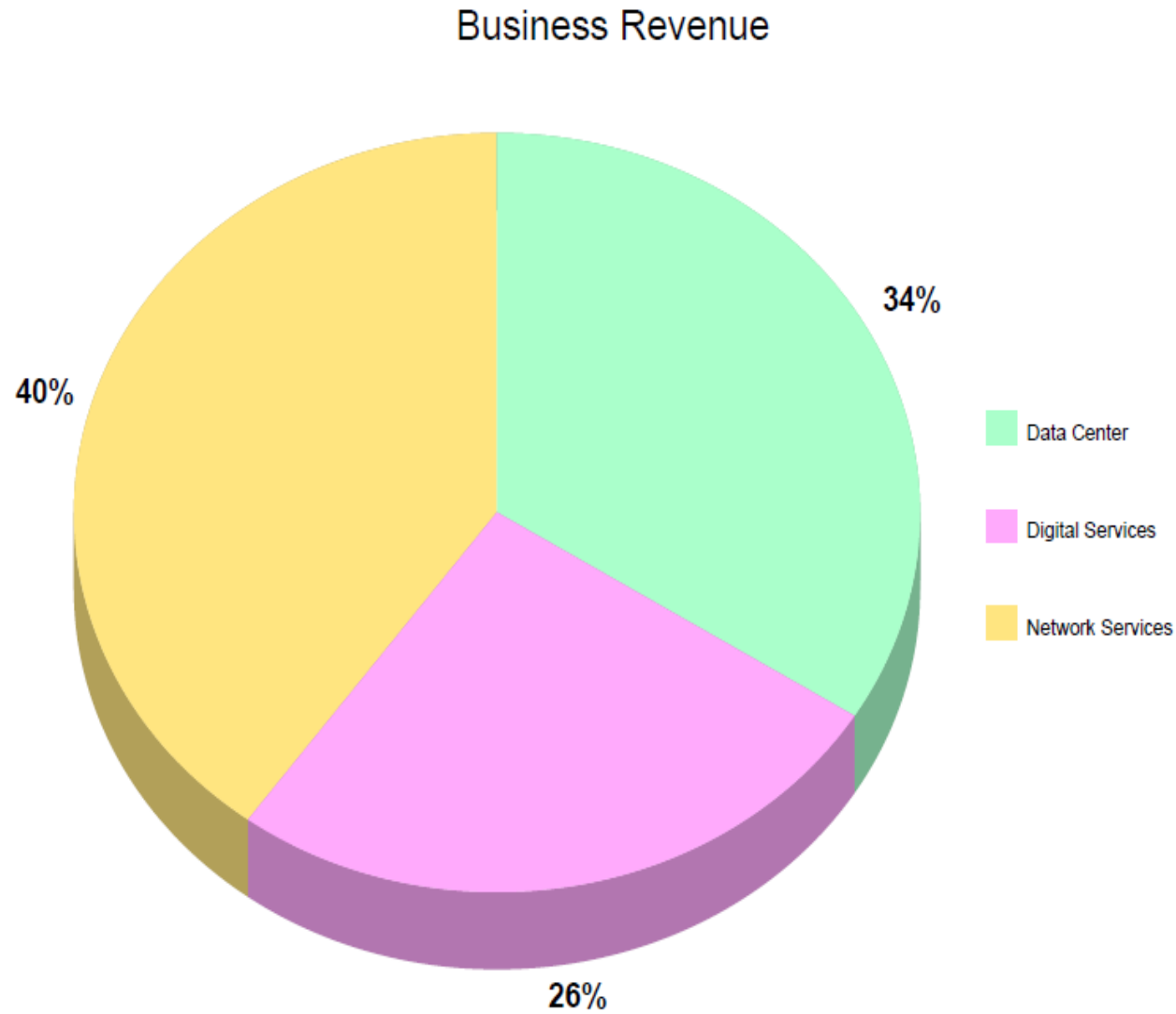
96%

YoY

**USD
97 Mil**

In \$ MN in constant currency 1 USD @ INR **75.81** (March 31, 2022) (Audited)

REVENUE SHARE - 3 BUSINESSES



INFRASTRUCTURE & SERVICES ADVANTAGE



11 Pan-India DCs
with >100 MW
capacity

On track to add
200 MW in next
4 years



Hosting for
hyperscale
operators

Largest MPLS
network (by
connections)

3100+ PoPs
across 1630
towns in India



Platform to move
content to “edge”

824 fiber nodes and
1910 wireless base
stations

“Cloud Connect”
data superhighway

53 on-net data
centers



Cost-effective terabit
network scale

Interconnect Public
and Private clouds

Enterprise and
Hybrid Multi
Cloud


Enterprise Cloud
grid fabric



Public / Private /
Hybrid Clouds

Cost effective and
pay-as-you-go
model

Applications and
solutions Integrate
& Modernization



Enables
Digital
Transformatio
n initiatives

Remote
Operations
Centers
NOC, SOC,
managed services



Global and
domestic IT
outsourcing
Supports outcome-
based services
model

Aligned to our customer's transformational pursuit



CLOUD ENABLING

- Cloud DC
- Hyper reach/Hyper scale transport
Oracle FastConnect | ExpressRoute | DirectConnect | Partner Interconnect
- Software Defined Network services
- Cloud build
Private | Hyperconverged | Enterprise
- Security services for cloud
- Migration and Implementation



CLOUD INSPIRED

- Sify CloudInfini
- Hosted SAP/S4HANA Cloud
- Managed wireless network
- UC on Cloud



CLOUD PURE

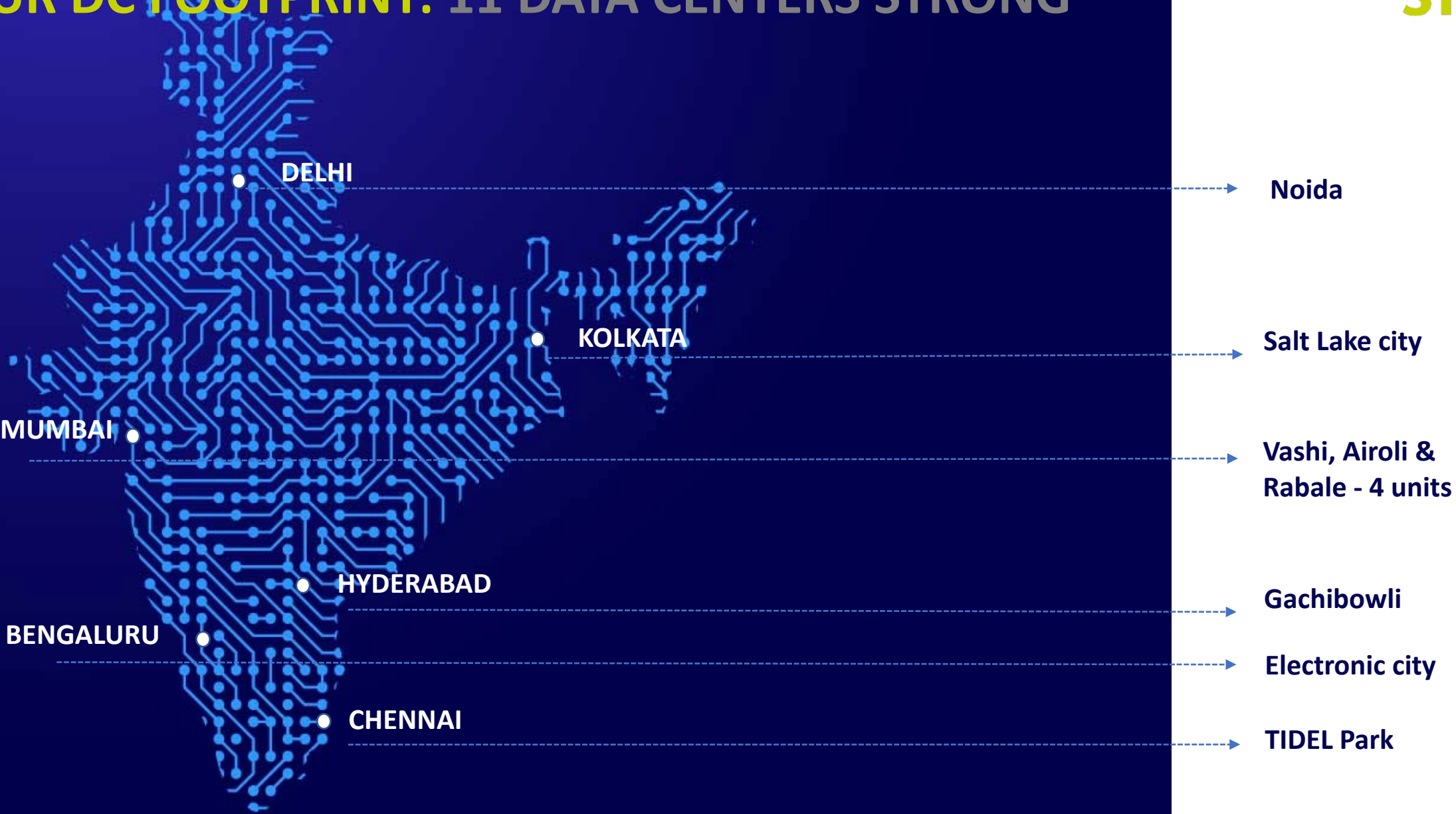
- AWS Cloud services
- Azure Cloud services
- Oracle Cloud services
- Multi Cloud Management platform
- Multi Cloud Managed services



CLOUD ENHANCED

- Digital SCM (ForumNXT, SFFNxt)
- Digital Learning (Livewire LMS)
- Digital Assessment (iTest)
- Digital trust (Safescrypt)
- Digital Innovation (App modernization, Analytics, AI/ML, DevOps)
- Enterprise Mobility
- Industry solution-as-a-service

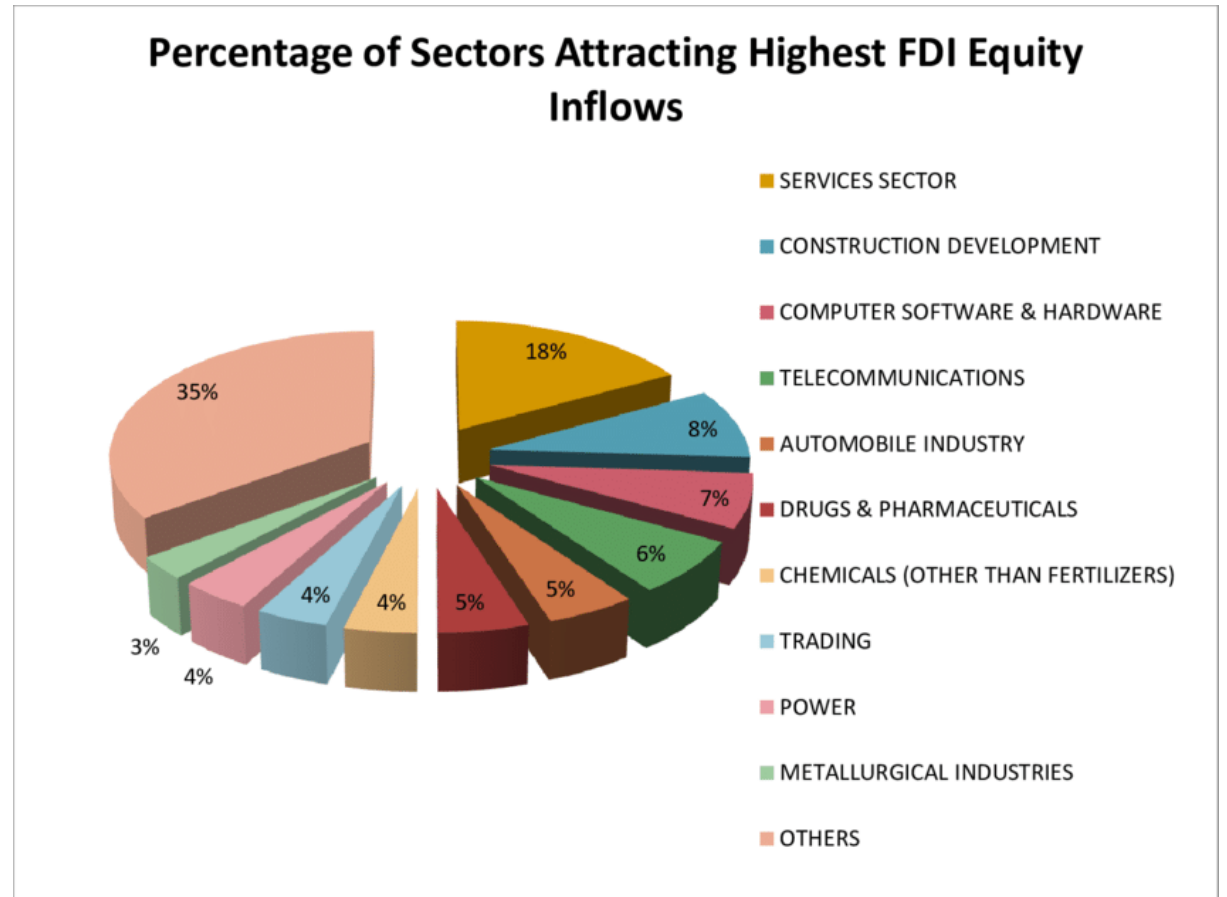
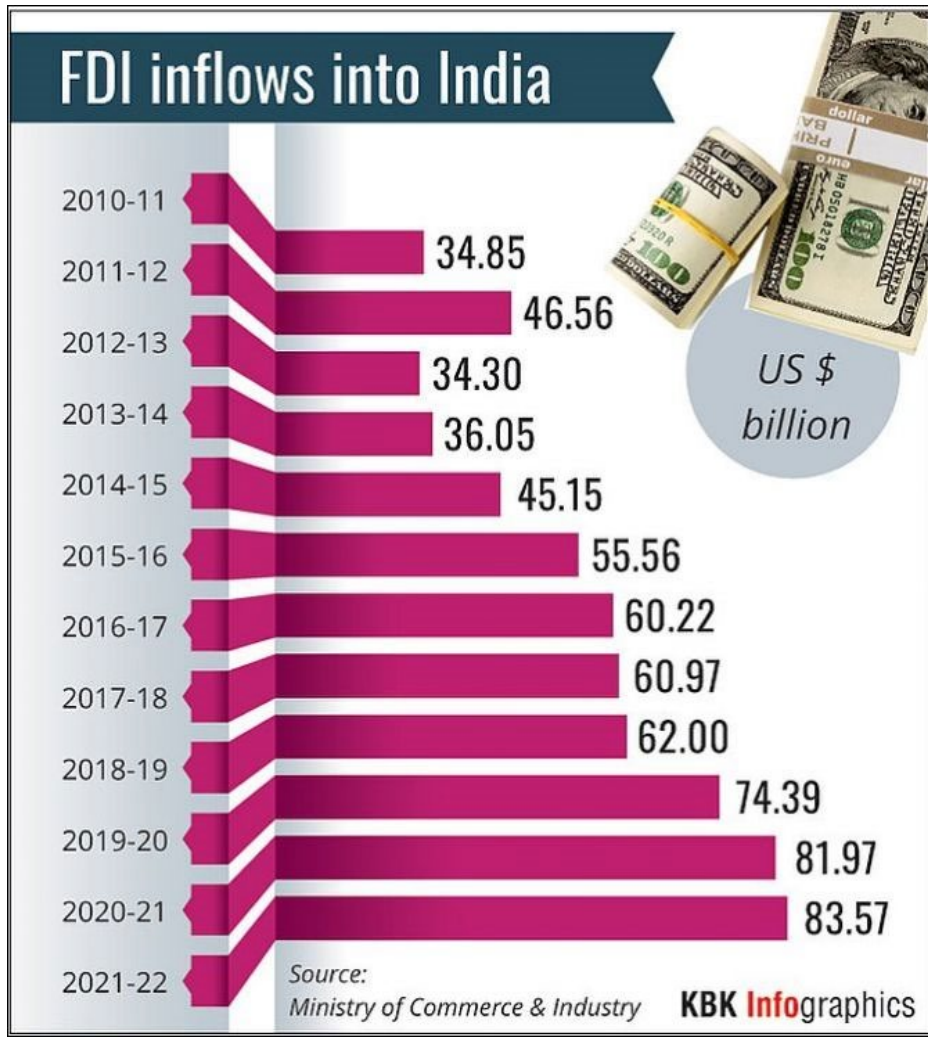
OUR DC FOOTPRINT: 11 DATA CENTERS STRONG



FUTURE



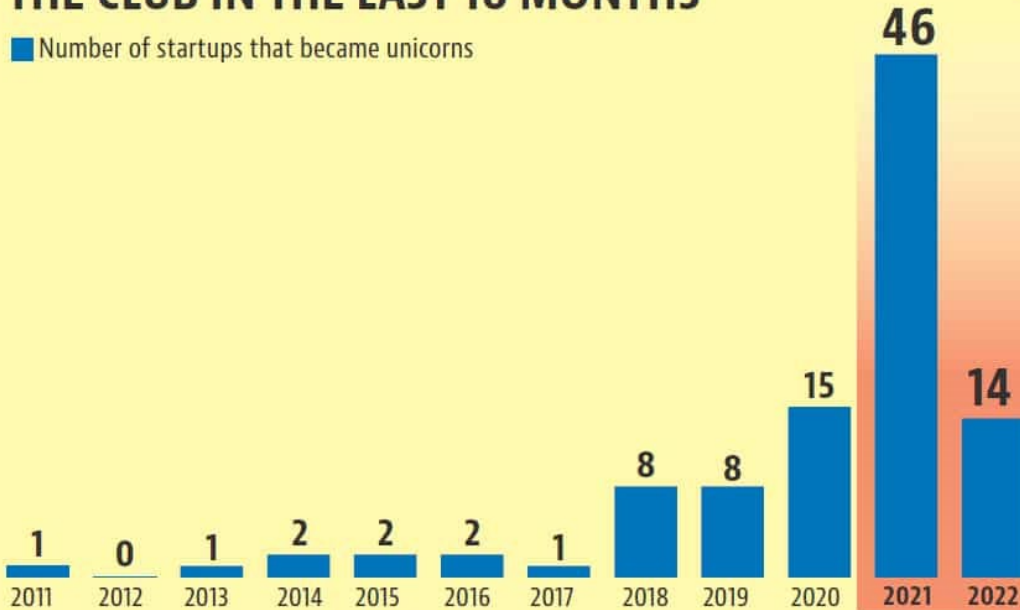
INDIA'S EQUITY MARKET **GROWTH & SECTORS**



THE **STARTUP** REVOLUTION

OF THE 100 INDIAN UNICORNS, 60 JOINED THE CLUB IN THE LAST 16 MONTHS

■ Number of startups that became unicorns



Note: Data for 2022 till May 3, 2022; Source: Tracxn



BusinessToday.In

FUNDING TRENDS IN INDIA TECH

- ➔ Tech companies raise **\$8.4 billion** in Q1, 2022, a **22% YoY** growth, across **470** funding rounds
- ➔ **Since 2010**, Tech companies in India have raised over **\$127.9 billion** in equity funding



BT UNICORN TRACKER

- ➔ India saw 10 companies joining unicorn club in Q1
- ➔ Globally, India ranks 4th (96) in overall Unicorns created

Top 5 countries



Q1, 2022 MINTED 10 UNICORNS



Source: Tracxn

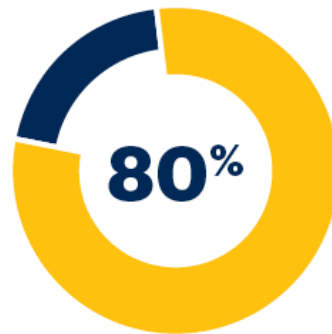
THE DRIVERS - ENTERPRISE SHIFT & EDGE DC

Enterprises That Will Close Their Traditional Data Centers

Percentages of Respondents



Today

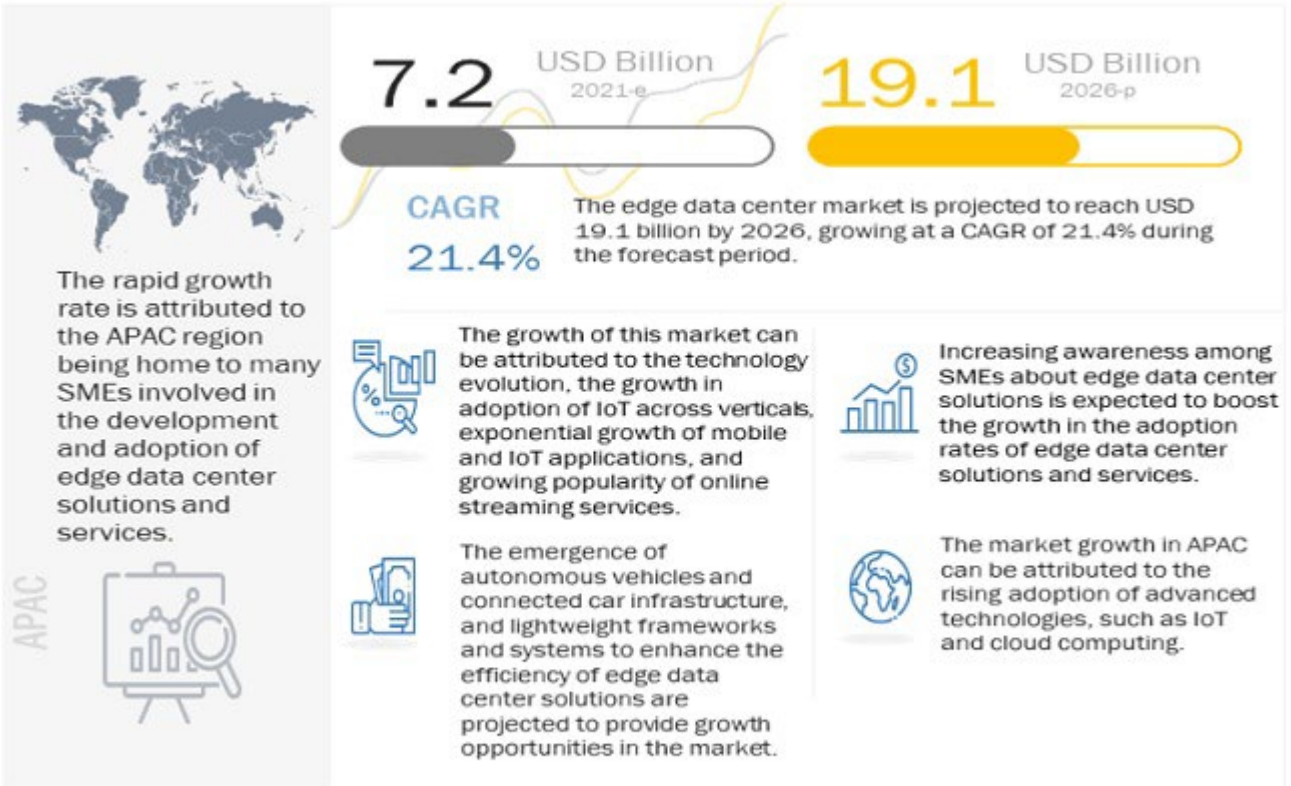


2025

Source: Gartner (February 2019)
© 2019 Gartner, Inc. All rights reserved. PR_052_634737

Gartner

Attractive Opportunities in Edge Data Center Market



© 2009 - 2020 MarketsandMarkets Research Private Ltd. All rights reserved

5G - FUELING THE FUTURE

Mobile Data Traffic

In Exabytes per month, Global, 2017 and 2023



SOURCE: Ericsson Mobility Report



BusinessToday.In

THE 5G WAVE: HERE'S HOW INDIA STANDS

IN THE NEXT FIVE YEARS:




India is predicted to have **over 500 million** 5G subscribers



5G will account for **roughly 40%** of all mobile subscriptions in the country

AVERAGE DATA TRAFFIC PER SMARTPHONE:

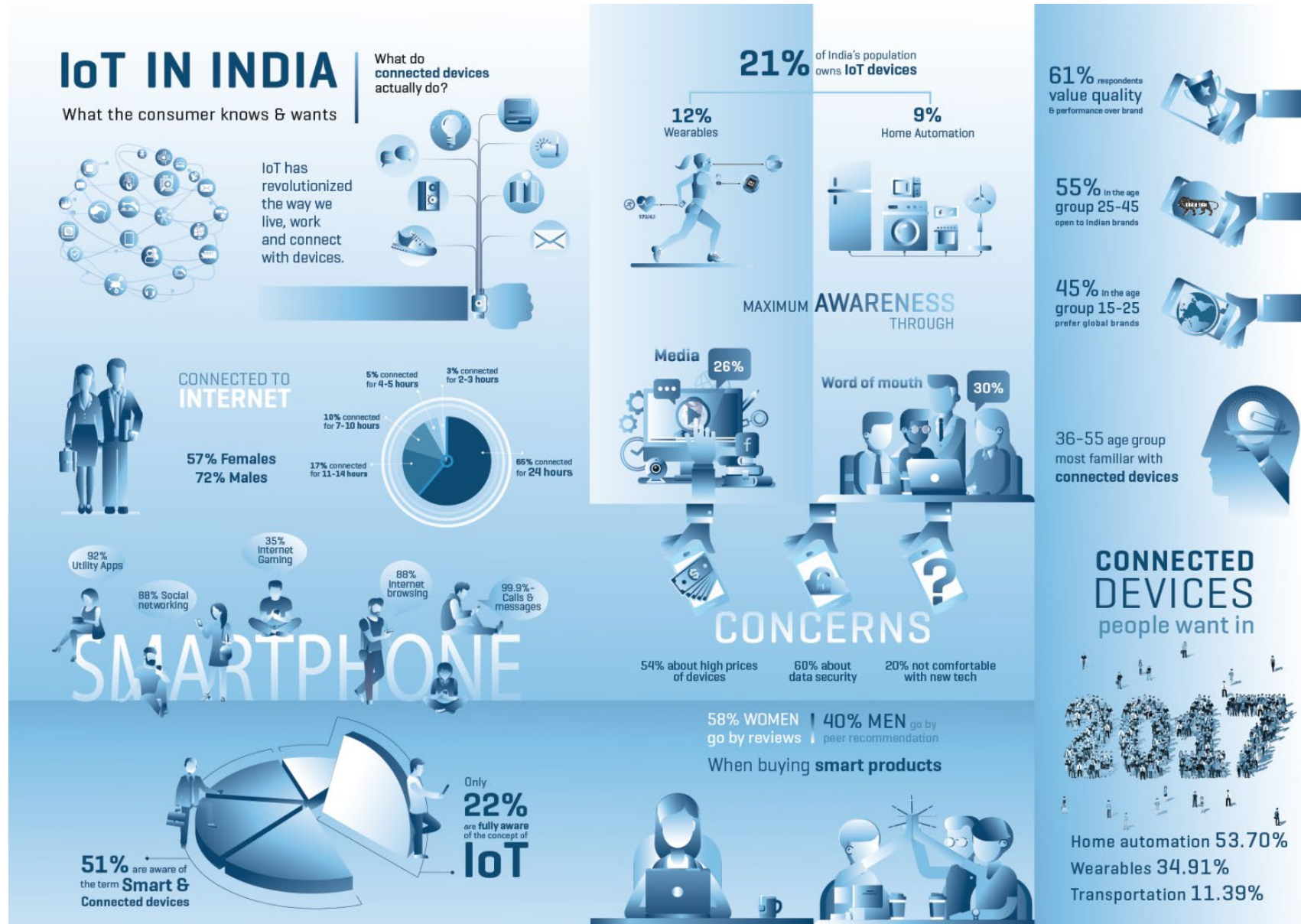


4G SUBSCRIPTIONS IN THE COUNTRY:



Source: Ericsson Mobility Report

INDIA'S EVOLVING **INTERNET OF THINGS (IOT)** LANDSCAPE





Next step

digital@core

Thank you

